

novacolor®
I colori dell'Architettura

Celestia_Wall Painting

Rivestimento decorativo per interni ad effetto "Soft Touch"
Decorative wall coating for interiors with a "Soft Touch" effect

novacolor.it



Celestia_ Wall Painting

IT. Rivestimento decorativo per interni ad effetto "soft touch"

Su fondo preparato con due mani di Novalux E colorato, applicare due strati di Celestia_Wall Painting con pennello "spalter" o spatola inox, compiendo movimenti incrociati.

Resa: 6-8 m²/l in due strati
Per maggiori informazioni consultare le schede tecniche.

EN. Decorative wall coating for interiors with "soft touch" effect

On substrate prepared with two coats of Novalux E tinted, apply two layers of Celestia_Wall Painting with "spalter" brush or stainless steel trowel, in crossed movements.

Yield: 6-8 m²/l in two layers.
For more information please check the technical data sheets.

FR. Revêtement décoratif pour intérieurs à effet "toucher souple"

Préparer le support avec deux couches de Novalux E, peinture de base. Appliquer deux couches de Celestia_Wall Painting avec pinceau type «spalter» ou truelle en inox avec coups d'outils croisés.

Rendement: 6-8 m²/l en deux couches.
Pour plus d'informations contrôler les fiches techniques.

DE. Dekorbeschichtung für Innenräume mit „Soft Touch -Effekt“


Novalux E, Innenfarbe auf Wasser-Basis in zwei Schichten mit Roller auftragen. Dann zwei Schichten von Celestia_Wall Painting mit einem "Spalter"- Pinsel verteilen oder Inox-Spachtel, wobei man gekreuzte Bewegungen ausführt.

Ergiebigkeit: 6-8 m²/l in zwei Schichten.
Weitere Informationen finden Sie in den technischen Daten-Blättern.







CELESTIA C1509 SU NOVALUX E C1509



CELESTIA C1508 SU NOVALUX E C1508



CELESTIA C1616 SU NOVALUX E C1616




CELESTIA C1182 SU NOVALUX E C1182




CELESTIA C1514 SU NOVALUX E C1514



CELESTIA C1512 SU NOVALUX E C1512




CELESTIA C1507 SU NOVALUX E C1507




CELESTIA C1513 SU NOVALUX E C1513




CELESTIA C1511 SU NOVALUX E C1511



CELESTIA C1506 SU NOVALUX E C1506




CELESTIA C1609 SU NOVALUX E C1609




CELESTIA C1618 SU NOVALUX E C1618




CELESTIA C1023 SU NOVALUX E C1023




CELESTIA C1004 SU NOVALUX E C1004




CELESTIA C1312 SU NOVALUX E C1312



CELESTIA C1154 SU NOVALUX E C1154



CELESTIA C1002 SU NOVALUX E C1002



CELESTIA C1025 SU NOVALUX E C1025




CELESTIA C1022 SU NOVALUX E C1022



CELESTIA C1603 SU NOVALUX E C1603




CELESTIA C1529 SU NOVALUX E C1529




CELESTIA C1521 SU NOVALUX E C1521



CELESTIA C1517 SU NOVALUX E C1517




CELESTIA C1608 SU NOVALUX E C1608




CELESTIA C1522 SU NOVALUX E C1522



CELESTIA C1519 SU NOVALUX E C1519




CELESTIA C1305 SU NOVALUX E C1305



CELESTIA C1610 SU NOVALUX E C1610




CELESTIA C1515 SU NOVALUX E C1515




CELESTIA C1304 SU NOVALUX E C1304




CELESTIA C1075 SU NOVALUX E C1075




CELESTIA BIANCO SU NOVALUX E BIANCO



CELESTIA C1307 SU NOVALUX E C1307



CELESTIA C1135 SU NOVALUX E C1135



CELESTIA C1523 SU NOVALUX E C1523



CELESTIA C1524 SU NOVALUX E C1524



CELESTIA C1065 SU NOVALUX E C1065




CELESTIA C1527 SU NOVALUX E C1527



CELESTIA C1525 SU NOVALUX E C1525



CELESTIA C1505 SU NOVALUX E C1505



CELESTIA C1528 SU NOVALUX E C1528



CELESTIA C1510 SU NOVALUX E C1510



CELESTIA C1181 SU NOVALUX E C1181







CELESTIA C1300 SU NOVALUX E C1300 (con spatola inox / with stainless steel trowel)



CELESTIA C1516 SU NOVALUX E C1516



CELESTIA C1313 SU NOVALUX E C1313




CELESTIA C1150 SU NOVALUX E C1150



CELESTIA C1518 SU NOVALUX E C1518




CELESTIA C1151 SU NOVALUX E C1151



CELESTIA C1152 SU NOVALUX E C1152




CELESTIA FINISH SU NOVALUX E C1400




CELESTIA FINISH SU NOVALUX E C1534




CELESTIA FINISH SU NOVALUX E C1535




CELESTIA FINISH SU NOVALUX E C1401



CELESTIA FINISH SU NOVALUX E C1541



CELESTIA FINISH SU NOVALUX E C1402



CELESTIA FINISH SU NOVALUX E C1407

Celestia Finish

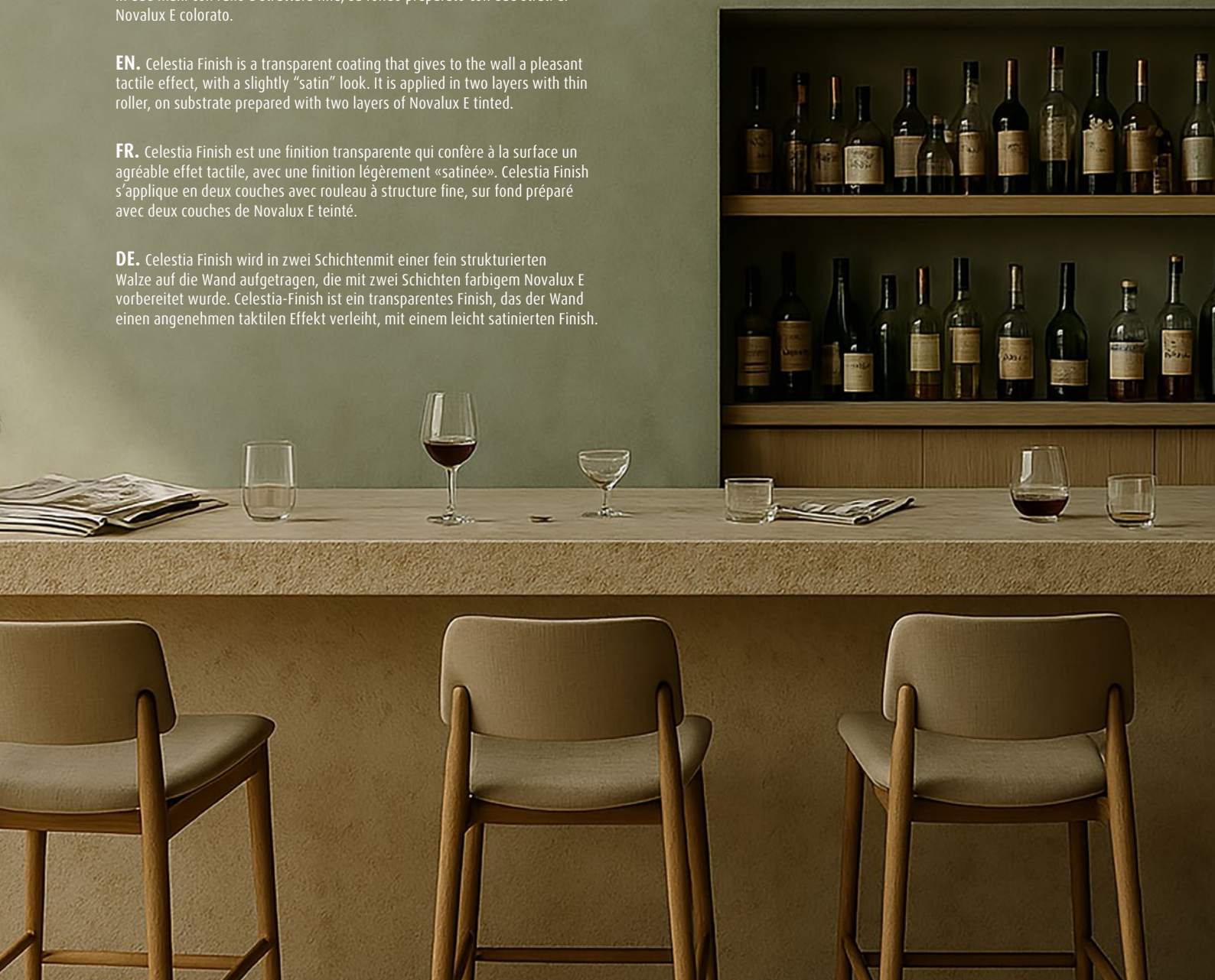
NEW FORMULA

IT. Celestia Finish è una finitura trasparente che conferisce alla parete un piacevole effetto tattile, con un effetto leggermente "satinato". Si applica in due mani con rullo a struttura fine, su fondo preparato con due strati di Novalux E colorato.

EN. Celestia Finish is a transparent coating that gives to the wall a pleasant tactile effect, with a slightly "satin" look. It is applied in two layers with thin roller, on substrate prepared with two layers of Novalux E tinted.

FR. Celestia Finish est une finition transparente qui confère à la surface un agréable effet tactile, avec une finition légèrement «satinée». Celestia Finish s'applique en deux couches avec rouleau à structure fine, sur fond préparé avec deux couches de Novalux E teinté.

DE. Celestia Finish wird in zwei Schichten mit einer fein strukturierten Walze auf die Wand aufgetragen, die mit zwei Schichten farbigem Novalux E vorbereitet wurde. Celestia-Finish ist ein transparentes Finish, das der Wand einen angenehmen taktilen Effekt verleiht, mit einem leicht satinierten Finish.



novacolor.it



freedot

2025

N000303

CELESTIA_WALL PAINTING

Le tonalità di questa cartella hanno valore puramente indicativo. The color samples in this color chart should be considered purely indicative.

novacolor[®]

I colori dell'Architettura

Novacolor Back office:

Via U. Aldrovandi 10, 47122 Forlì (FC)

Tel +39 0543 401840 – info@novacolor.it



Novacolor is committed to reduce the environmental impact by producing friendly materials.

AZIENDA CON
SISTEMA DI GESTIONE
CERTIFICATO DA DNV
ISO 9001 • ISO 14001

COMPANY WITH
MANAGEMENT SYSTEM
CERTIFIED BY DNV
ISO 9001 • ISO 14001



Made in Italy